

Tale Waters

JULY 2005



A Federation of Fly Fishers Club

Mailing Address: MVFF, P.O. Box 2222, Las Cruces, NM 88004-2222

Website: www.MVFF.org

INSIDE THIS ISSUE

July Program	1
President's Corner	1
Club Trip to San Juan	1
Permits.....	1
Fly Casting Clinic	1
Liars & Tiers	2
Welcome New Members	2
Norm Mabie Endowment	2
Spinney Reservoir Fishing Trip	4
Tying the Dry Fly Knot	5
Product Review	5
2005 Calendar of Events	6

No Meeting in July

There will be no general membership meeting in July. The Board will meet on 18 July, their regular scheduled meeting.

President's Corner

Editor: Due to a multitude of factors Tom was unable to provide comments for this month. Expect him to double up next month.

Club Trip to the San Juan

The Club had its spring outing to the San Juan River on 24–26 June. The trip was postponed from the originally planned dates because of the high volume of water (5,000 cfs) being released from Navajo dam by the Bureau of Reclamation. Due to an unfortunate drowning a few days prior to our trip, the water flows were reduced sooner than planned and were flowing at 500 cfs. Attendance was low this time with only about 14-15 members participating. That's unfortunate because the fishing was great. The river has needed a good flushing for some time and the

high volumes released this spring seem to have really helped. The fish were healthy and put up tremendous battles when hooked. Everyone was reporting that they caught more fish than they had in years. Sizes of the fish ranged from 3 or 4 inches up to 20+ inches.

There was a potluck dinner on Saturday night where everyone had a great meal, told a few fishing stories and enjoyed great camaraderie.

Permits

There has been some confusion concerning permits to fish the Lease. Some members, especially new members, have been waiting until they are ready to go fishing to purchase permits. These last minute efforts sometimes cause confusion and frustration on both the members selling the permits and the fishermen wanting to go fishing. Everyone should be aware that the permits are not dated when sold and may be used whenever desired. If you plan fishing the Lease sometime in the future go ahead and purchase the permit and get your ID badge well in advance. Makes it easier on everyone.

Fly Casting Clinic

Each fall the MVFF conducts a fly casting clinic if there is enough interest. The clinics are held at NMSU's Alumni Pond so that water will add realism to the instruction, i.e. the drag on the line as it is lifted from the water. A clinic is planned for this fall, September or October prior to the San Juan trip, if there is sufficient interest.

If you would like to attend this clinic please contact the instructor, Richard Keding, at 382-7498. The fee will be \$15 for members and \$35 for non-members. \$20 of the non-member fee is applied to a membership in the Club.

Liars and Tiers

Liars and Tiers will meet Thursday 28 July at the New Mexico Game and Fish offices starting at 7:00 PM. The group will be tying Prince nymph flies. This is a standard nymph which is useful on every stream in the west. Don't miss out. Extra vises and supplies available for beginning tiers.

Quick Look Contact Information

2005 Club Officers

Officers

- **President** Tom Wobbe (505) 522-5437
- **V-Pres.** Paul Turner (505) 523-6880
- **Secretary** Jeff Arterburn (505) 524-0773
- **Treasurer** Al Trompler (505) 532-5668

Board Members

- Richard Keding (505) 382-7498
- Bob Pridgen (505) 526-9132
- George O'Connor (915) 584-9318
- Bob Silver (505) 522-6325
- Jim Hulsey (505) 524-1880

Newsletter Editor

- Jim Hulsey (505) 524-1880

Welcome New Members

Welcome to the following new members who have joined MVFF since the last newsletter:

Christopher & Natalie Mowan El Paso, TX
Claude Bowman Las Cruces, NM

Norm's Shop is Open

Norm's Shop is Open as usual. Please contact Donna at 522-3810 for your fishing and tying supplies. She also has membership information, fishing permits and extra newsletters.

During the month of July all hackles will be reduced by 25%, in stock waders and boots by 33% and all other in stock items by 10% for Club members.

Private Fly Tying Lessons

If you are interested in learning how to tie flies, Joseph Lopez would like to give private fly tying lessons at Norm's Shop. Please call Donna Mabie at 522-3810, and she will help you get in touch with him to work out the arrangements and cost. Joseph

is a club member and avid fly fisherman. Norm taught Joseph to tie flies and build rods when he was a young boy. Joseph just recently moved back to the area. Give him a try!

Norm Mabie Endowment Fund

The scholarship has been named in honor of Norm Mabie. The NMSU Foundation will be handling the checks for the Club. We plan to deposit the donations until we have accumulated \$10,000 so that a permanent endowment at New Mexico State University can be created. Until that time when the endowment has been established, MVFF will continue to provide an annual scholarship from MVFF funds. Help us raise the fund. Please bring a check to the next meeting or mail a check to the Club. Please make checks out to the **NMSU Foundation** and on the "for" line of the check, identify "Norm Mabie Memorial Scholarship Fund for deposit only." For any questions please contact one of the Officers or Board members. If you have not made a donation to the fund please give consideration and help honor Norm.

Presently the fund contains \$4,345. We are doing fairly well but still have a long way to go.

Contributors to date are:

Jeffrey B. & Michelle Arterburn	Las Cruces, NM
B&M Gen. Contractor & Roofing	Erie, PA
Barc Bernat	El Paso, TX
Lou Ann & James Bradley	El Paso, TX
Dewey L. & Mary Davis	Las Cruces, NM
Don & Debi Eddings	Las Cruces, NM
Karen & Robert Erickson	Las Cruces, NM
David Fisher, DPM	Las Cruces, NM
Gail J. Good	Dubois, PA
John A. Holland	El Paso, TX
James B. Hulsey	Las Cruces, NM
Terrence W. & Judith E. Huxhold	Mequon, WI
Robert B. Kirkwood, Jr.	Lexington Park, MD
Stephen P. & Vicki J. Lewis	Elbert, CO
Donna J. Mabie	Las Cruces, NM
Norman J. & Sharon S. Mabie, Jr.	Keller, TX
David Nesbitt	Fort Davis, TX
New Mexico Trout	Albuquerque, NM
Jack L. Peterson	El Paso, TX
James R. Pridgen	Las Cruces, NM
Dutch Salmon	Silver City, NM
I. T. Schwartz	El Paso, TX
She Fishes	Albuquerque, NM

Robert J. & Gail A. Silver	Las Cruces, NM
R. Scott & Susan V. Smith	Las Cruces, NM
Ron Smorynski	Lacey, WA
Al Trompler & Helen Zagona	Las Cruces, NM
Paul Turner	Las Cruces, NM
W. Cotter White, Jr.	El Paso, TX
Tom Wobbe	Las Cruces, NM

Useful Websites for Fishing in NM

www.flyfishnm.com

Fishing northern New Mexico watersheds.

www.ifly4trout.com

Mike Mora's website for the San Juan.

Rio Grande Cutthroat Trout Print

Help support the MVFF Habitat Restoration Projects and purchase a limited edition "Rio Grande Cutthroat Trout" print. This beautiful printing of an original watercolor of our native state fish is a limited series of 150 high quality 12 x 18 print that is numbered and signed by New Mexico artist Michelle Arterburn. The cost of each individual print is \$25.00, with the proceeds dedicated towards habitat restoration projects. See the MVFF website for purchase.


Newsletter on Website

Each month the *Tale Waters* is placed on the MVFF webpage (www.mvff.org), usually several days prior to being mailed, in Adobe Acrobat format. If you wish to view it there you have the advantage of seeing it earlier and in color.

Club Outing to the San Juan



Waiting for the barbecue.



Some even caught fish.



Still waiting.

RENEW YOUR MEMBERSHIP - DUE MARCH 31
And don't forget to renew your NM fishing license

Spinney Reservoir Fishing Trip

Steve Lewis and Randy Hulsey

Editor's Note: Club members Steve Lewis (Elbert, CO) and Randy Hulsey (Colorado Springs, CO) fished Spinney Reservoir earlier this spring. Here is the second and final installment of their account of the trip.

Randy was driving that morning and as usual was not quite ready at the opening bell. So Steve jumped out as soon as Randy parked and hurried down to the shoreline to stake out a spot. (If the neighbors see you waving your fly rod around in an erratic fashion it helps establish some elbow room.) Randy says Steve is ready to fish first because he sleeps in his waders! The morning light was still insufficient to see into the water for sight casting to cruising fish. But, Steve still managed to hook three fish before Randy made it down to the shoreline. About the time Randy arrived, so did Steve's neighbor on the left. And we mean his immediate left; like six feet away when the next person was thirty yards to his left. Obviously, he liked the spot we were fishing. Probably the sight of each of us netting a 20-22 inch fish as he walked by was just too much of an attraction for him to pass by without stopping. He was very friendly and very talkative, also very close. Unfortunately, this crowding is typical of the first few days of fishing and while most people are courteous and at least allow some casting room for the fly rodders, some people just get too close and some are intimidated by the occasional lack of courtesy. Our typical setup for opening day is an olive scud trailed behind an apricot supreme colored egg pattern. This is

presented near or on the bottom. This setup is always a good producer and if the first few days are fortunate enough to coincide with the spawning cycle, this is a killer pattern and can make for exciting thirty fish days where the fish average between 17-20 inches. We know this is not like dry fly fishing or nymph fishing on a flowing stream or river like the San Juan or Rio Peñasco, but this method is very effective on reservoirs like Spinney early in the year. We typically fish with this setup most if not all of opening day. Randy is prone to more setup changes on opening day. He even tried a black wooly bugger for a few minutes. But, until the midges and may flies start hatching in large numbers, the olive scud and egg pattern appears to be the most productive pattern around the shoreline. After this initial period of good shoreline fishing, hare's ears, scuds, pheasant tails and large midge patterns were very good flies drifted above the weed beds. When the more intense may fly hatches begin topwater action can be fantastic, but the nymph and emerger patterns remain productive also. We had a great day in spite of the crowds. The delayed opening meant that we did not have the pleasure of watching the beautiful fish cruising the shoreline because the erratic pattern of freezing and thawing had enabled the fish to spawn but the reservoir was not open until completely ice-free. Our largest fish was a little over 25 inches. We had several over twenty inches and we caught over 25 fish in total.



Randy with a 20+ incher.

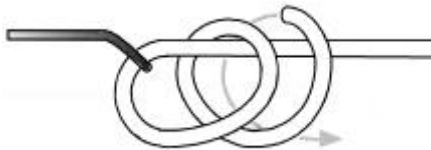


Steve with one about the same size.

The Dry Fly Knot

This month we present another knot that is useful to the flyfisher. The "Dry Fly Knot" is supposedly one of the best knots for attaching a fly to a tippet. George Harvey of Penn State University developed the knot and promoted its use for many years.

1



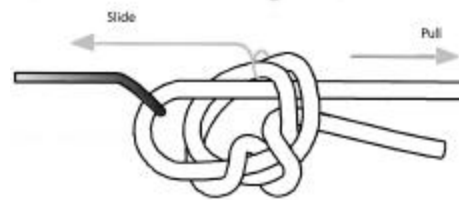
Pass the working end through the eye and take a turn with it around the standing part of the line. Take a second turn around the line, overlapping the first one.

2



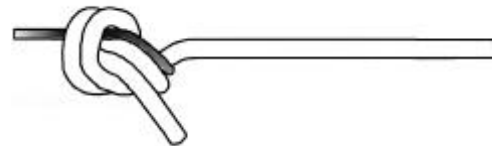
Tuck the working end twice through the two loops already formed.

3



Pull on the standing part while sliding the two turns in the opposite direction over the eye and around the shank of the hook.

4



Tighten the knot.

These drawings and instructions were adapted from "The Complete Book of Fishing Knots" by Geoffrey Budworth; The Lyons Press

Product Review

Balloons as Strike Indicators

As Bob Silver said in last month's newsletter, while talking about closed cell foam indicators, a good strike indicator can help you catch more fish. It allows you to judge what your flies are doing under the water and it allows you to adjust the flies to the depth the fish are feeding. During the recent Club trip to the San Juan, my son Randy and I rented a drift boat for one of the days. After the guide rigged each of us up with a couple of flies and proper weight, I expected to see him tie a piece of macramé yarn on as a strike indicator. Instead he took out a large package of balloons of various colors. He said they were water balloons, so I guess that's a special type. They were quite small. He would blow one up a little larger than needed and then let air out until it was the desired size, about the diameter of a nickel. He

would then stretch the neck and tie a knot in it to hold the air. He would then tie a second knot in it just below the first. The next step was to cut off the remainder of the neck below the second knot. The balloon was tied on between the knots using the same slip knot as would be used for the macramé. While rather unorthodox, I have to say they worked quite well. They were quite buoyant and very responsive to the slightest take. I fished with the same balloon for all of that day of drift fishing and a half day of wade fishing the next morning. When I was finished it was still in good shape and the good part was I never had to apply flotant.

Jim Hulsey

2005 MVFF Monthly Events Calendar*

Month	Events	Trips	General Club Meeting Topic/Speaker	Clinics or Lease Projects
January	Liars & Tiers 27 Jan.		22 Jan. 6 pm MVFF Banquet & Raffle, Featured speaker - Dutch Salmon	NM Trout Conclave - Jan 15 Albuquerque, NM Sandia Prep School
February	Liars & Tiers 24 Feb		14 Feb. Alaska Fishing with Doc Warner	Peñasco Improvement Project
March	Liars & Tiers 31 Mar. Wooly Worm		14 Mar. Yucatan Fishing with Al Trompler	Peñasco Improvement Project NM Trout Fly Tying Symposium- Mar 26, Sandia Prep School, Albuquerque
April	Liars & Tiers 20 Apr. Elk Hair Caddis		11 Apr. Fishing the San Juan with Jude Duran	Fish stocking at Lease Kids Fishing Clinic-April 23
May	Liars & Tiers 26 May Prepping for San Juan		9 May Dr. Colleen Caldwell on Whirling Disease	
June	Liars & Tiers 30 Jun.	San Juan Trip Jun 24-26	No general membership meeting.	
July	Liars & Tiers 28 Jul.		No general membership meeting.	
August	Liars & Tiers 17 Aug. (Wed)		8 Aug. Prepping for the San Juan	
September	Liars & Tiers 29 Sep.		No general membership meeting.	Sept. 10 Annual Picnic & Raffle
October	Liars & Tiers 27 Oct.	San Juan Trip Oct. 7-9	10 Oct.	<i>Casting Clinic</i>
November	Liars & Tiers 16 Nov. (Wed.)		14 Nov.	<i>Fish Stocking</i>
December	Liars & Tiers 29 Dec.		12 Dec.	

* **Bold text** in table means confirmed and *Italics text* means tentative

Membership and Lease Information

Please contact any of the Club Officers or Board Members to obtain a fishing permit for \$20.00 per day. Student permits (12 or over) cost only \$12.00 per day. You must be a current member of MVFF to fish the lease. Please wear your MVFF identification badge while on the property. New or replacement badges can be obtained by contacting Jim Hulse. In addition, members can purchase a one-day, one-time permit for out of town guests.

Directions to the Lease:

Follow NM 82 east from Cloudcroft, NM or west from Artesia, NM. The turn off to the lease is located on the right side of the road about 100 yards before mile marker 54 coming from Cloudcroft or 100 yards on the left past mile marker 54 coming from Artesia.

Mesilla Valley Flyfishers, Inc.
Attn: Membership
P.O. 2222, Las Cruces, NM 88004-2222
Membership Application
(Please print clearly)

NAME: _____ Date _____

Mailing Address _____

Work Phone _____ Home Phone _____

E-Mail Address: _____

Membership Status: (check one) Regular (\$20) _____ Family (\$25) _____

Membership Status: (check one) Renewal _____ New _____

What would you like to get out of belonging to the Club?

MVFF
P.O. Box 2222
Las Cruces, NM 88004-2222

NON-PROFIT ORG.
U.S. POSTAGE PAID
PERMIT NO. 1136
LAS CRUCES, NM

Next Meeting:

New Mexico Game and Fish Office
2715 Northrise Drive, Las Cruces, New Mexico
(next door to the Peter Piper Pizza store on the feeder road of Highway 70)

There will be no monthly meeting in July.

Directions from I-25:

- Exit Del Rey Blvd and follow the lane for Del Rey.
- At the Del Rey traffic intersection make a right.
- Go to the next traffic intersection and make a left at the light onto Northrise Dr.
- You should see Piper Pizza on your left and the next building is the New Mexico Game and Fish Building, 2715 Northrise Drive