

Edited by Susan

kafgroves@yahoo.com

**The Art in the Garden Tour** sponsored by the Artists of Picacho Hills and the Picacho Hills Gardeners will be Sunday, September 16th, from 11:00 to 4:00. Pick up a map in the parking lot behind UMP 88 or at Picacho Hills Country Club. Twenty artists will have their work on display in six gardens marked by tall red flags. To see samples of the artwork and get a peek at the gardens, visit: <http://www.facebook.com/pages/Art-In-the-Garden-Tour-Picacho-Hills/164722683574503>. This is a public page that you should be able to view even if you do not have a Facebook account. Additional information about the artists can be viewed at [www.artistsofpicachohills.com](http://www.artistsofpicachohills.com).

Bottled water will be available at each garden. There is no charge to attend. Also, there will be a drawing for some great gift certificates. You can enter the drawing at any of the gardens. Master gardeners will be available to answer questions. Labels will identify the plants at each garden.

**“Gourdeous” Exhibit**  
**Unitarian Church, 2000 S. Solano**  
**September 1-30**

**Hours: Wed, Thurs, Fridays from 10 am to 2 pm.**  
**Marie Hughey has several gourds on display as well as 7 other gourd artists**  
**Free to look**



**DON'T FORGET** ✂ Wear your pin to the meeting.

.....

A blonde walked into a bar  
OUCHH!!@)!


**Dona Ana Doll Club**  
**Doll Show and Sale**

Saturday September 8, 2012 9:00 AM-4:00 PM  
Mesilla Valley Inn-Columbus room  
Adults \$2.00 Children 12 and under free

**SHOW & TELL**




queen size quilt by Carolyn



cabinate & panels



Frames at Factory Frame Warehouse



# SEMINARS

**October 6, 2012 Free Seminar by Kathy Groves at Trails West** We will need to start by 9:00, if everyone could be there by 8:30 so we have time to get patterns on and to be ready to paint by nine. Kathy will supply the textured mat board to paint on and will have paint. If anyone wants to paint these on another surface the size is 12 x 16.


Paint list if you want to bring your own: None of these colors need to be exact.

Delta: Medium Flesh, Bright Red Transparent

DecoArt: Traditional Raw Sienna, Indian Turquoise, Primary Yellow, Heritage Brick, Deep Burgundy, Tangelo.

Any Brand: Burnt Sienna, Burnt Umber or Traditional Burnt Umber, White, Black.

Folk Art Yellow Ochre or DecoArt True Ochre.



**October 20-21, 2012**


**Chris Haughey**



Cost is \$65.00 for the two days, 1/2 due at the September meeting and balance due before the seminar.


## CUPBOARD DISTRIBUTING

40% Off Triple Stack Ball Candlesticks + 50% OFF White Battery Candles + 50% OFF Pearl Egg Candles + \$2.00 Off Select Patterns



**March 23-24, 2013**

**Kathy George**



## Shara Reiner

to receive Shara's newsletter stop by the website at [www.angelthyme.com](http://www.angelthyme.com) to see the latest Angel Thyme Designs.

If you have any questions please send your email to [Rosiemathyme@angelthyme.com](mailto:Rosiemathyme@angelthyme.com). If you would like to be added to the newsletter distribution list send to the same email above, but put "Subscribe" in the subject box.

Board Meeting-Yucca Pod  
August 17, 2012

Present: Ann Chrestman, Darlene Forni, Georgi Gause, Susan Heyser and Kathy Wilmeth

Georgi called the meeting to order at 10:00.

The Annual Craft Fair was discussed. A sample of the raffle tickets was passed around and suggestions were made for new wording on the tickets. The tickets will be made available to the members at the September meeting along with a picture of the cabinet and panels that are inserts for the cabinet. We will also include in the raffle a lamp with inserts and possibly a quilt that was painted by the members.

Jeanne has three paid vendors and the members will be asked to encourage people that they know to become involved with our Craft Fair. The members and non-members of Yucca Pod will need to fill out a contract and pay \$25 if they have 15 or more items to sell in the group table or \$40 for those who may have more than 15 items. This will be announced at the meeting on Sunday. Vendors who want a booth will need to get a contract from Jeanne as soon as possible.

Some of the committees that are working are:

Gift Bags-An; Advertisements-Bev; Raffle-Judy; Group Table-Ann C; Vendors-Jeanne;Angels-Kathy W and all members; Bake sale-Georgi

All members are encouraged to help on any of the committees and help at the Craft Fair in November.

In September we will be painting 2 angels. One of the angels is to be for the Craft Fair and the other angel is for the member to keep or donate to the Craft Fair. An angel will be sent to members who do not attend the meeting or who live out of town so that they can contribute to the Craft Fair.

Georgi will check with Doris as to the Banner that we would like to purchase for Yucca Pod.

Last year Irene won the ticket for the free seminar. She has since moved away so the question of continuing this drawing was discussed. It was decided that the drawing would be held at the Christmas party and the person winning the ticket could not transfer the prize if she is unable to attend a free seminar.

A discussion was then held as to building our membership and fundraising. It was suggested that we inquire into the possibility of teaching some classes at Hobby Lobby. We could charge perhaps \$15 and furnish paints and brushes to interested participants. The persons might then become interested in joining our chapter. The class would be a Make and Take. The teacher and helpers would use materials from Hobby Lobby if possible, display other items that have been painted and provide information about Yucca Pod membership.

Georgi will talk with the manager of Hobby Lobby about the possibility for a fall class.

Georgi reported that Wilba was in Cotton Bloom and a card would be sent to her from the chapter.

Respectfully,  
Ann Chrestman, Secretary

## August Yucca Pod Meeting

August 19, 2012

Georgi called the meeting to order at 1:30.

Kudos were given to Susan for the Newsletter for this month. Cindy wanted to give Kudos to Carmen for teaching members the decoupage technique she learned. Judy was also given kudos for the cabinet and displaying the panels that have been painted so far.

The minutes were approved as published.

The Treasures report is \$3777.68. Darlene announced that starting in September each member that is taking the Chris Haughey seminar would need to pay half or all of the cost for the seminar.

Darlene also made some changes on the membership list that was given to everyone. Bonny's name is spelled with a "y" and Betty's birthday is September 5th.

Under old business the Craft Fair was discussed.

The vendor tables were discussed. We have 3 vendors that have paid for tables. If members or non-members want to join the group table they are to pay \$25 if they have less than 15 items for the table and \$40 vendor fee if the member or non-member has more than 15 items to sell. Each person joining the group tables will need to fill out a vendor contract. The contract will be given to Jeanne.

All members are encouraged to contribute to the fair with painted items and baked goods as well as working at the Craft Fair on Saturday and Sunday.

Judy showed the cabinet and the panels that have been painted. There are three panels that need to be brought in to complete the prize. We will also be raffling a lamp and the quilt that each member helped to create.

Cynthia announced that Laura had emergency surgery and is home recovering.

Kathy G. then showed some picture frames that can be purchased at the shop. There are a variety of sizes and colors for this type of frame. She also discussed the ways pictures could be displayed in these frames.

Kathy also mentioned that KGRT has a promotional discount coupon for the Frame Shop if a person calls in soon. We recognize that Kathy's son Craig is very supportive of our chapter. Kudos to Craig.

Kathy will teach the next free seminar on October 6th. The newsletter will include colors and items to bring for the seminar. Ornaments were displayed. Judy had some that members could take home and paint and Kathy showed some glass ornaments that she painted that had angels on them. These can be personalized since our theme for the Craft Fair is Angels Among Us.

Next meeting the members will be painting 2 angels. One of the angels will be for the Craft Fair and the other is for the member to use as desired. That angel can also be donated. These angels can be personalized also.

Georgi mentioned that we have two goals. One is to build up our membership and the second is to raise more money.

An idea to have classes at Hobby Lobby was suggested. We could charge a fee such as \$15, furnish the paint and brushes that could be purchased at the store and encourage class participants to become a part of our group. The classes could be on Thursday and Saturday. There would be a teacher and helpers to help new painters. We are hoping to begin a class this fall. Georgi will check with the manager about the possibility to do this.

Regan and Beverly won door prizes.

Respectfully submitted,

Ann Chrestman, Secretary

## YUCCA POD 10TH ANNUAL ARTS & CRAFTS CELEBRATION

DATE: November 17-18, 2012      TIME: Saturday 9:00-4:00, Sunday 10:00-3:00

PLACE: TRAILS WEST COMMUNITY RECREATION CENTER, 1450 Avenida de Mesilla, Las Cruces, NM

SET UP: Friday, November 16, 6:00 PM to 8:00 PM

Individuals: \$ 40.00 per table 2 days, Group \$40.00 for 2 days, 15 or less items \$25.00 for 2 days Your check will be your confirmation and receipt.

All requests for a table must be in by October 31, 2012. All tables are 6' long.

***If you need more information or want to reserve your spot contact Jeanne Mack 575-647-2303***

***Members: Please remember each member needs to paint an Angel and a Angel ornament for the club to sell.***

This is perfect for those of us with just one or two in the house these days, hate to make a huge cake, (cause I tend to eat it all This way you can make 3,2, 1 .. or as many as you need.

3,2,1 Cake

These individual little cakes are amazing and ready to eat in one minute! They are perfect for whenever you feel like a treat without all the fat and calories that cake can have. Genius idea!

### INGREDIENTS

1 box 1 step Angel Food Cake Mix

1 box Cake Mix - any flavor

2 Tbsp Water

Makes one serving.

### DIRECTIONS

In a ziploc bag, combine the two cake mixes together and mix well. For each individual cake serving, take out 3 Tablespoons of the cake mix combination and mix it with 2 Tablespoons of water in a small microwave-safe container. microwave on high for 1 minute, and you have your own instant individual little cake! KEEP remaining cake mixture stored in the ziploc bag and use whenever you feel like a treat! You can top each cake with a dollop of fat free whipped topping and/or some fresh fruit.

Helpful Tips:

This recipe is called 3,2,1 Cake because all you need to remember is

"3 tablespoons mix,

2 tablespoons water,

1 minute in the microwave!"

Jeanne

---

## Interesting Web Sites

<http://www.bakerella.com/snowman-cake-pops/>

<http://sewmanyways.blogspot.com/>

<http://www.dltk-holidays.com/winter/mbottlesnowman.html>

<http://lauraerickson.blogspot.com/>

<http://poppytalk.blogspot.com/2011/06/eco-crafty-idea-soda-pop-greenhouse.html>

